접어 만드는 팔과 다리

네모 기둥 4개와 발판 2개를 만들어요.

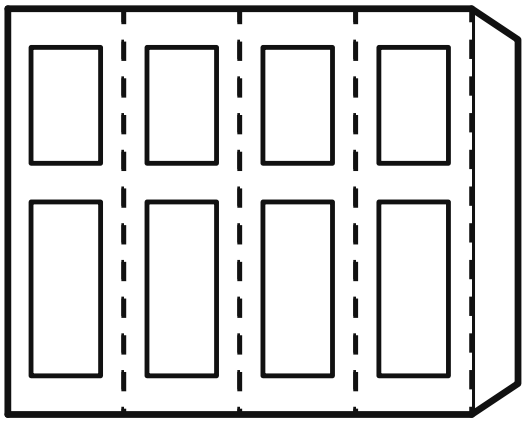

팔

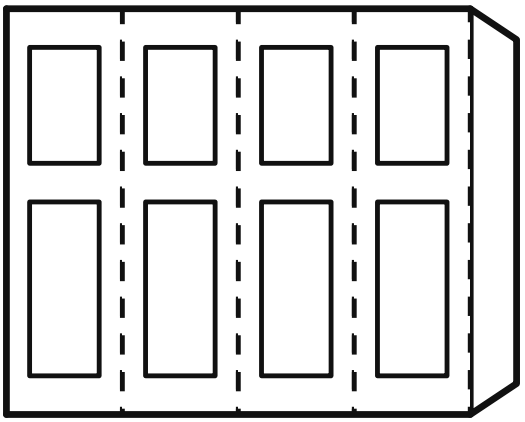

팔



다리 · 아래 날개를 밖으로 접어 발판에 붙여요



다리

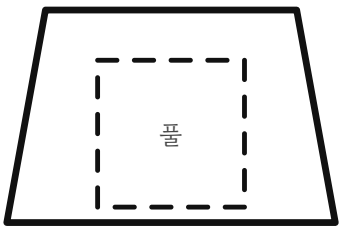

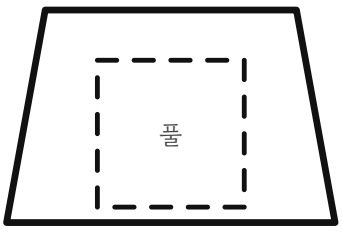

발판 2개 · 네모 기둥으로 접어 옆면 풀 칸을 붙이면 팔다리가 돼요

준비물 : 가위 · 풀 · 두꺼운 종이 추천

이런 걸 도와줘요 : 정확하게 접기

더 크게 만들려면 : 인쇄할 때 확대해요 (B4 122% · A3 141%) · 종이는 160~200g 도화지 추천